

REVANCE THERAPEUTICS

Late Breaking Abstract:

SAFETY AND EFFICACY OF DAXIBOTULINUMTOXINA FOR INJECTION (RT002) IN ISOLATED CERVICAL DYSTONIA: RESULTS OF A PHASE 2, DOSE ESCALATING STUDY

Cynthia L. Comella, Joseph Jankovic, Daniel D. Truong, Allison Brashear, Atul T. Patel, Marian Evatt, Carol Y. Chung, Chad K. Oh, Roman G. Rubio

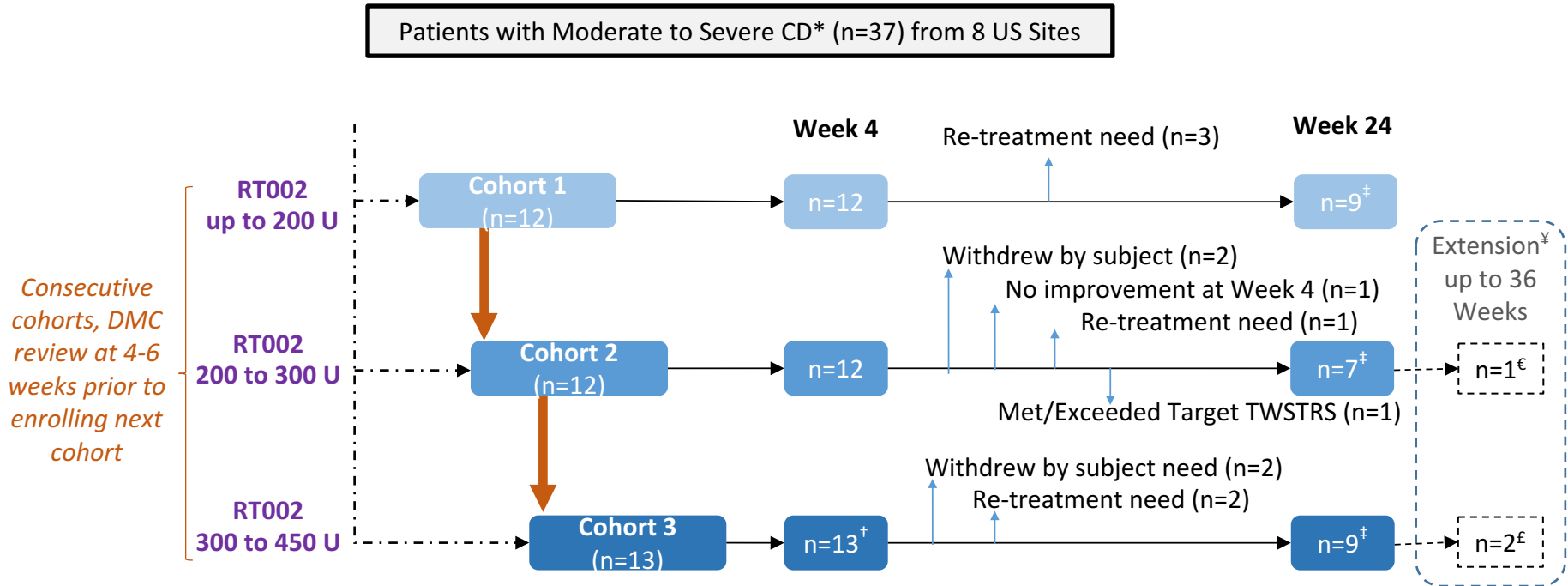
International Congress of Parkinson's Disease and Movement Disorders
Vancouver, British Columbia
5 June 2017



Introduction

- Cervical dystonia (CD) is a chronic neurologic disorder characterized by involuntary patterned contractions of cervical musculature resulting in abnormal movements or postural changes of the head, neck, and shoulders.
- Currently available treatments for CD call for injection of botulinum toxin (BoNT) about every 3-4 months, or 3-4 times per year.
- DaxibotulinumtoxinA for Injection (RT002), a neuromodulator currently in clinical development, is comprised of a 150 kDa BoNT-A molecule and a proprietary peptide, with no animal-derived components or human serum albumin (HSA).
- Study Objectives:
 - To assess the safety and preliminary efficacy of RT002 for Injection in subjects with isolated CD
 - To evaluate the duration of effect of RT002 for Injection in the treatment of isolated CD

Dose-Escalating Study Design and Subject Disposition



Subjects were evaluated at 2-4 week intervals for 24-36 weeks or until loss of benefit.

*TWSTRS-Total ≥ 20 , TWSTRS-Severity ≥ 15 , and treatment-naïve or no BoNT within last 6 months.

[†]Two subjects missed the Week 4 visit. [‡]Met/exceeded Target-TWSTRS at Week 24 for n=1 in Cohort 1 and n=2 in Cohort 2; at Week 20 for n=2 in Cohort 2; at Week 6 for n=1 in Cohort 3. [¥]Added in the protocol as of January 2017.

[€]Completed Week 36. [£]Ongoing.

Demographics and Baseline Characteristics

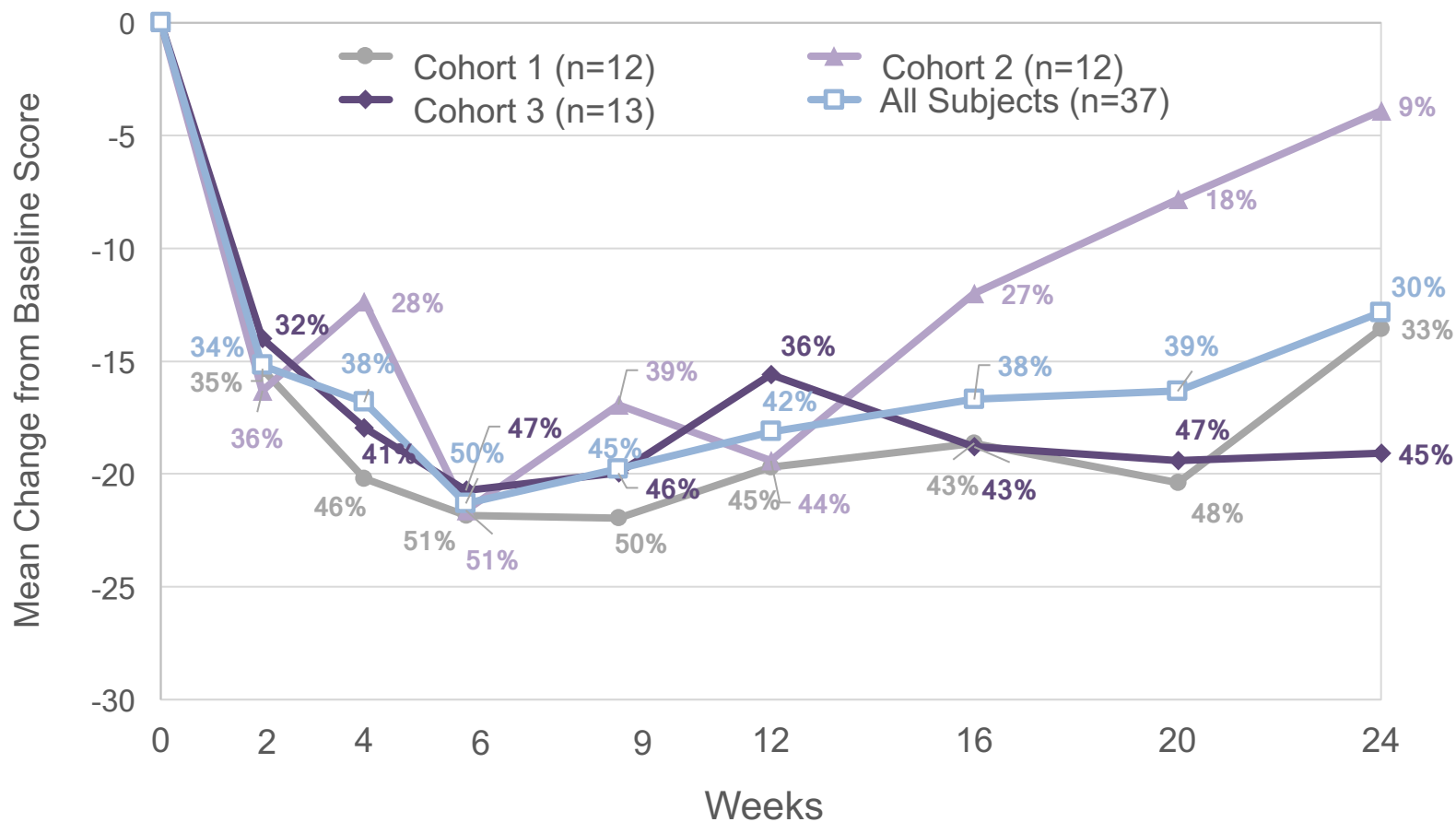
By Cohort

	Cohort 1 (n=12)	Cohort 2 (n=12)	Cohort 3 (n=13)	All (n=37)
Mean age [range]	57 [46–74]	52 [32–70]	58 [30–69]	56 [30–74]
Females , n (%)	11 (92%)	8 (67%)	9 (69%)	28 (76%)
Caucasians, n (%)	12 (100%)	9 (75%)	11 (85%)	32 (86%)
Mean/Median CD duration (yrs) [range]	8.5/7.5 [0.4–21.7]	5.1/1.2 [0.0–24.1]	9.0/8.1 [0.6–23.3]	7.6/4.9 [0.0–24.1]
Prior treatment w/ BoNT	5 (42%)	4 (33%)	8 (62%)*	17 (46%)
Mean RT002 dose, U [range]	174 [100–200]	229 [200–300]	323 [300–450]	244 [100–450]
Mean TWSTRS Score:				
Total Score	43.8	44.9	43.7	44.1
Severity Score	20.1	21.4	21.8	21.1
Disability Score	12.8	12.3	11.5	12.2
Pain Score	11.0	11.2	10.4	10.8

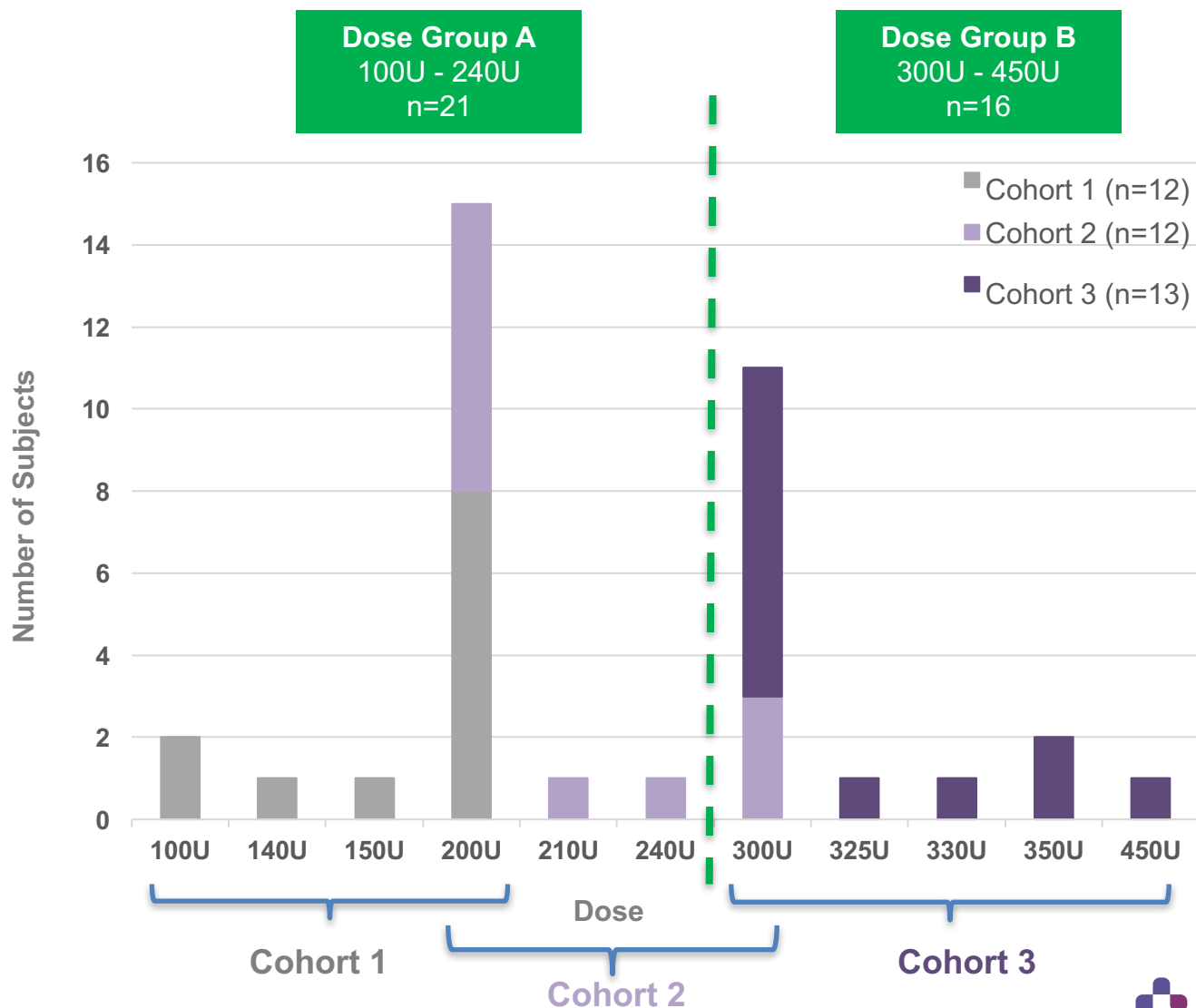
*Three re-enrolled subjects received RT002 in Cohort 1 (n=2, 150 U and 200 U) and Cohort 2 (n=1, 200 U).

Reduction in TWSTRS-Total Scores Over Time By Cohort

Clinically meaningful reduction in TWSTRS-Total Score beginning at Week 2 for all 3 Cohorts, with almost all of this benefit maintained through Week 24 for Cohorts 1 & 3



Subject Distribution by Dose



Demographics and Baseline Characteristics

By Dose Group

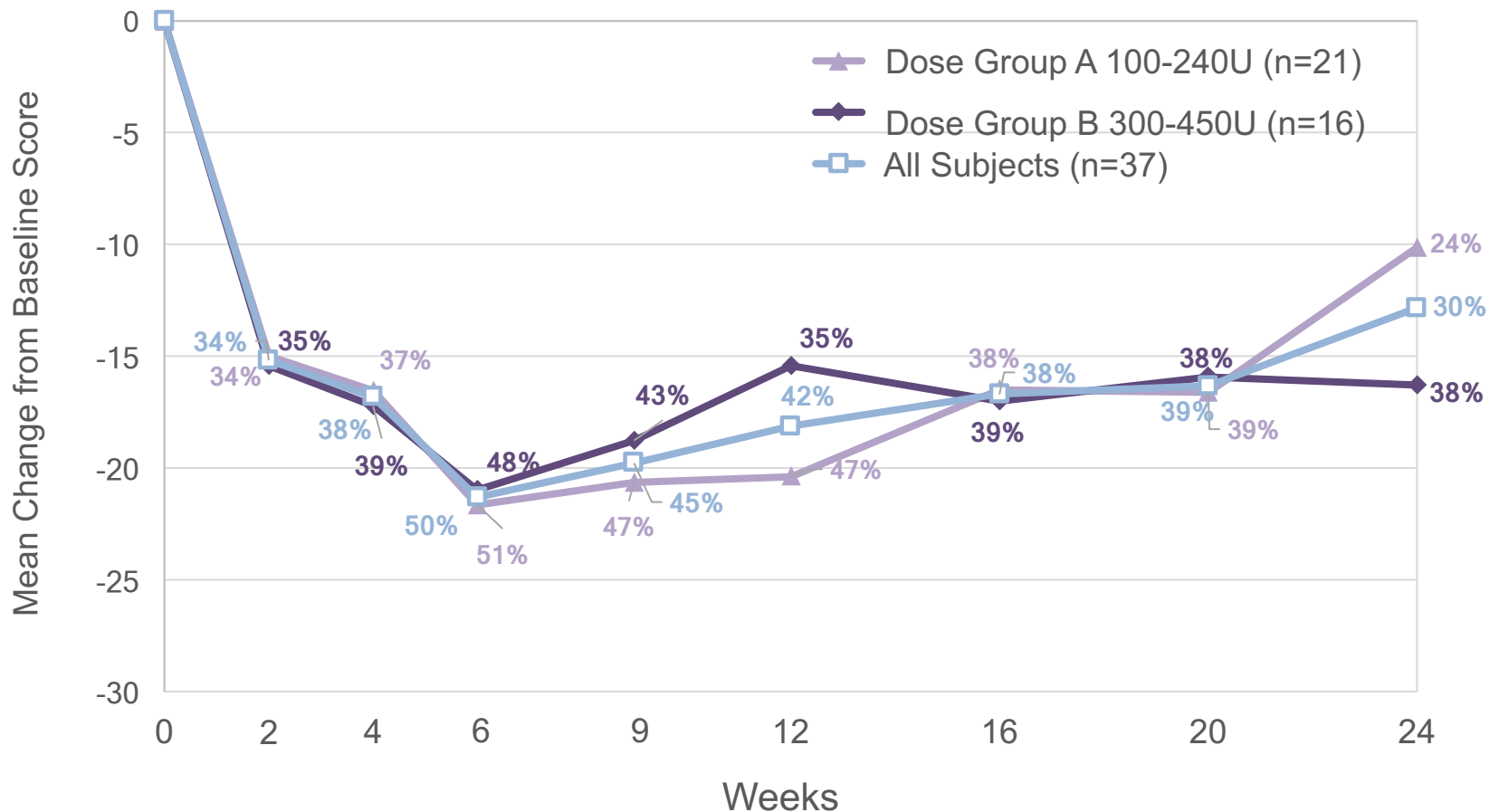
	Group A 100-240 U (n=21)	Group B 300-450 U (n=16)	All (n=37)
Mean age [range]	54 [32–74]	58 [30–70]	56 [30–74]
Females, n (%)	18 (86%)	10 (63%)	28 (76%)
Caucasians, n (%)	18 (86%)	14 (88%)	32 (86%)
Mean/Median CD duration (yrs) [range]	7.3/4.8 [0.02–24.1]	7.9/7.2 [0.02–23.3]	7.6/4.9 [0.0–24.1]
Prior treatment with BoNT	9 (43%)	8 (50%)*	17 (46%)
Mean RT002 dose, U	188	319	244
Mean TWSTRS Score:			
Total Score	44.4	43.8	44.1
Severity Score	20.5	21.9	21.1
Disability Score	12.6	11.6	12.2
Pain Score	11.3	10.3	10.8

*Three subjects received RT002 in Cohort 1 or 2, and re-enrolled to Cohort 3.

Reduction in TWSTRS-Total Score Over Time

By Dose Group

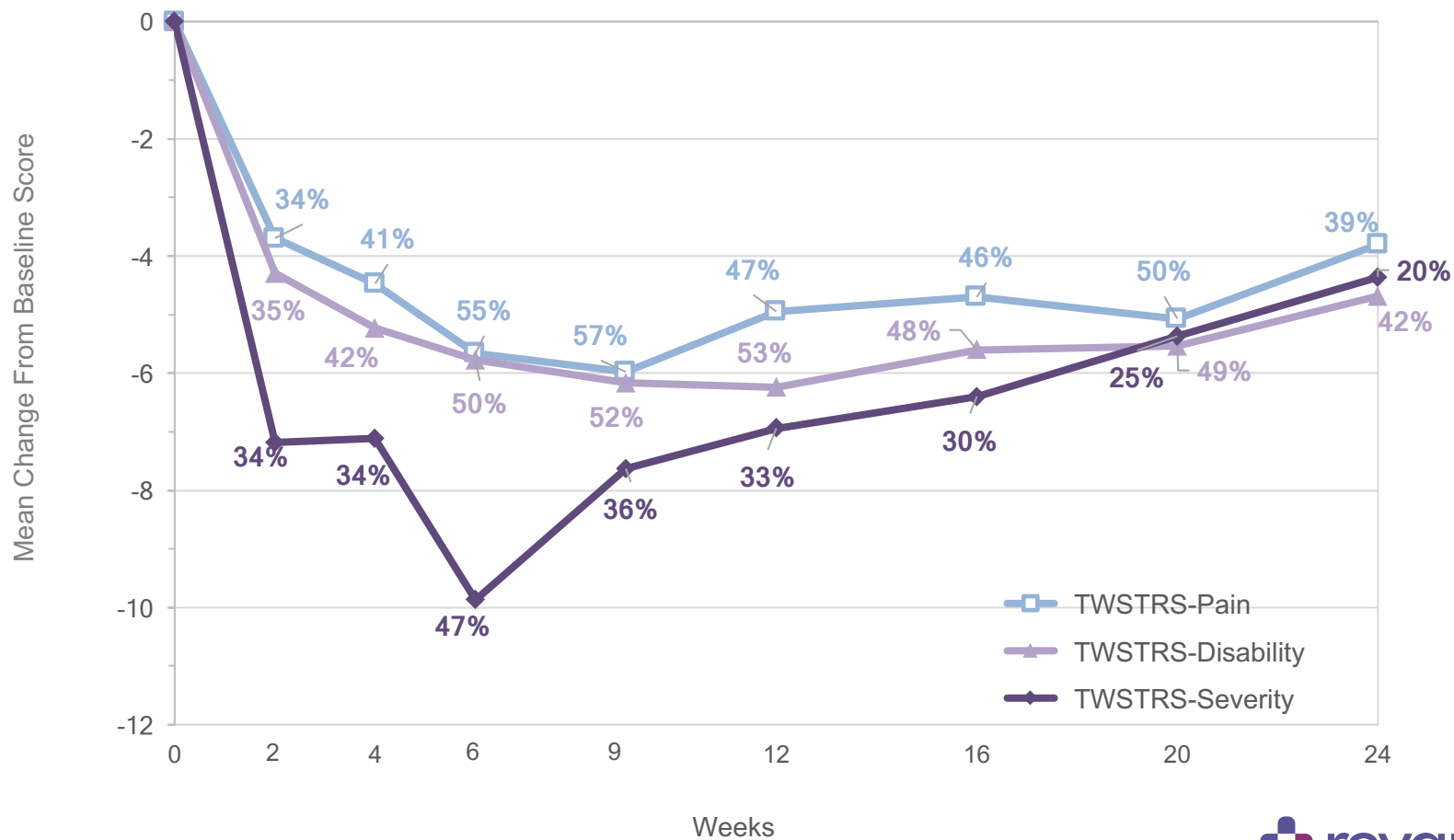
Clinically meaningful reduction in TWSTRS-Total Score of 34% for all subjects beginning at Week 2, with the majority of this benefit maintained through Week 24 in both dose groups



Reduction in TWSTRS Subscales Over Time

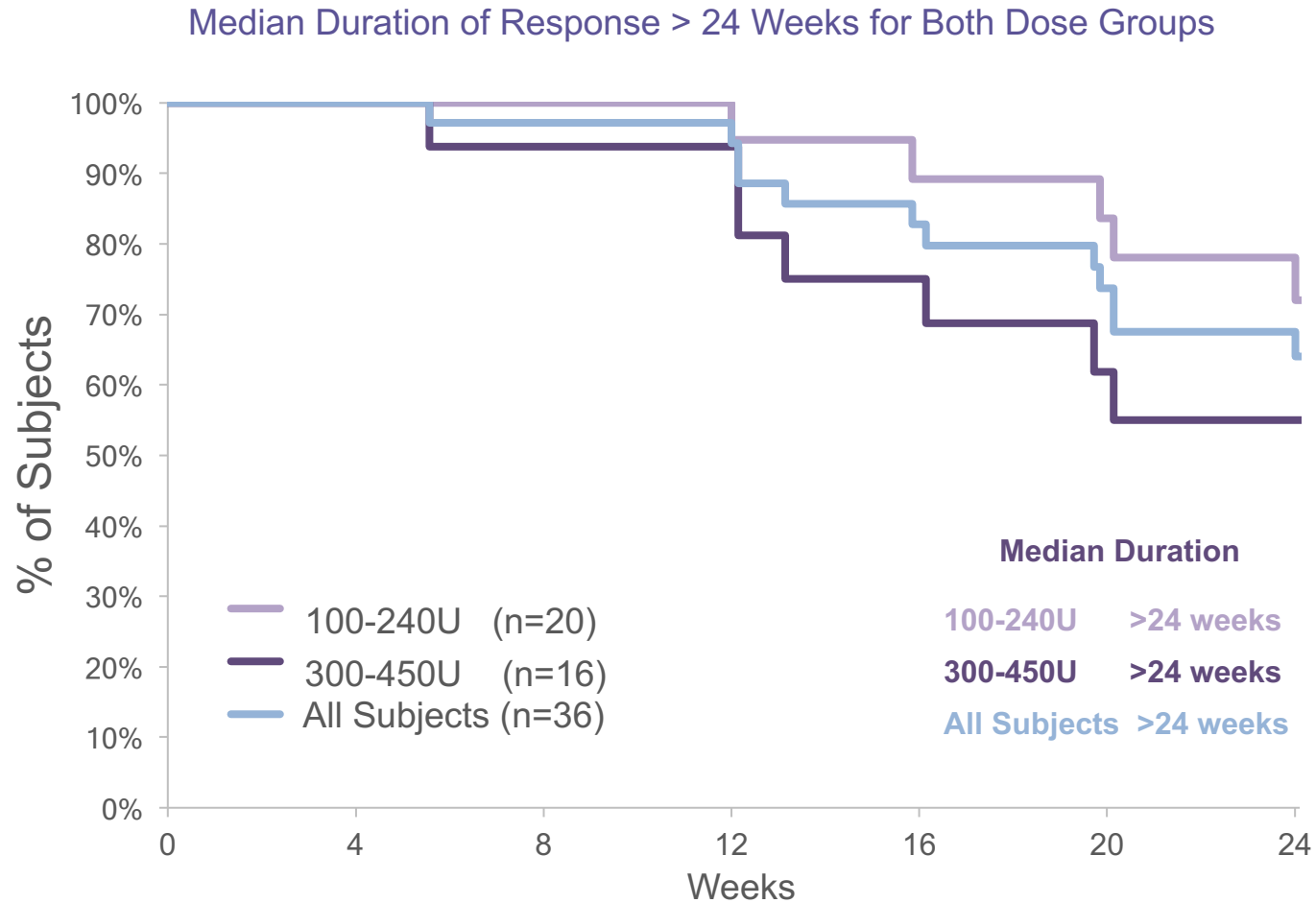
All Subjects, n=37

Clinically meaningful reduction in TWSTRS Severity (34%), Pain (41%), and Disability (42%) Subscale Scores observed at Week 4, with the majority of this benefit maintained through Week 24



Duration of Effect

Defined by % Subjects Maintaining $\geq 20\%$ of Treatment Benefit*

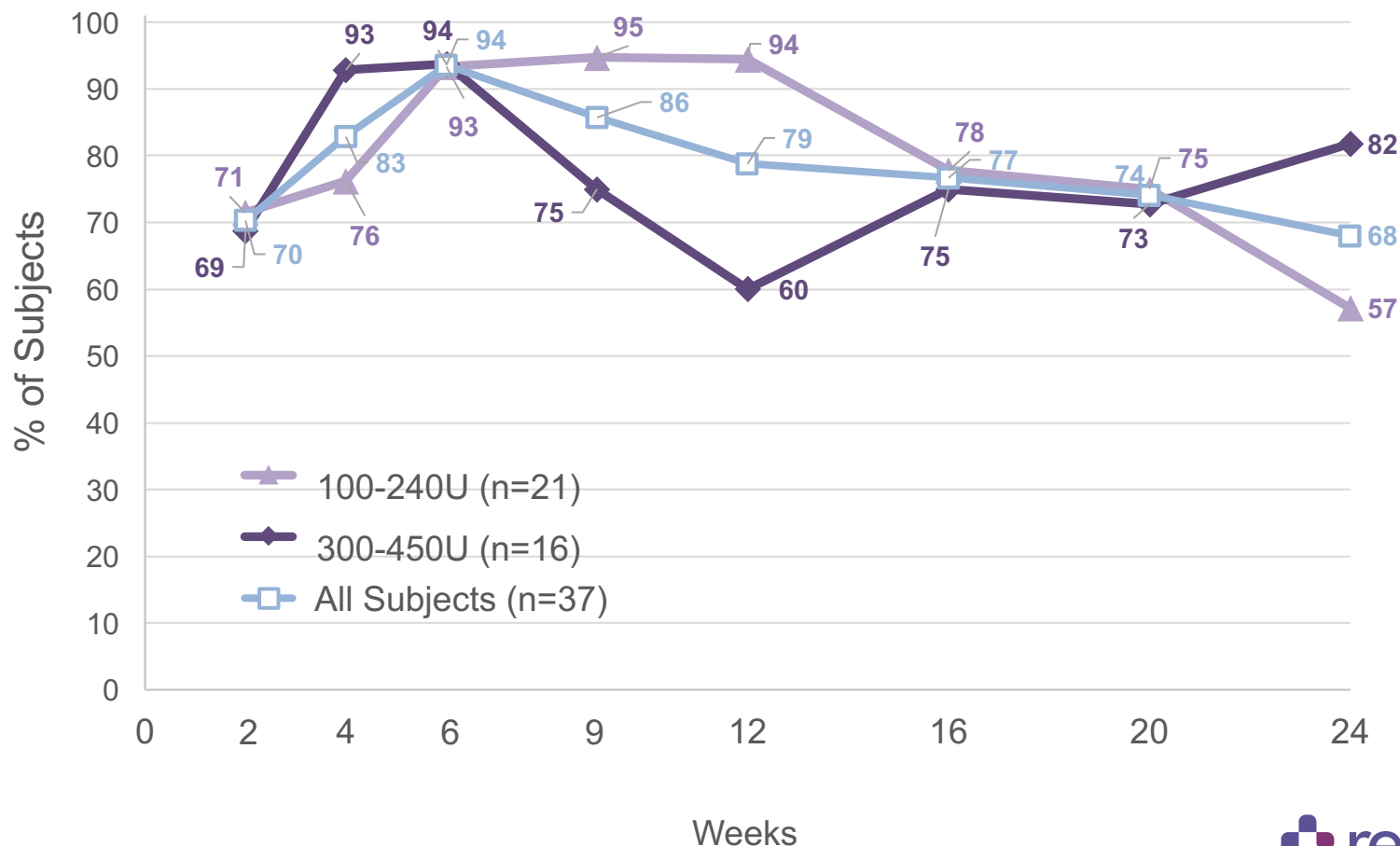


*Of subjects with Improvement at Week 4. Withdrawals due to need for retreatment are considered as events. Treatment benefit defined as the reduction in TWSTRS-Total score at Week 4.

Response Rates by Dose Group

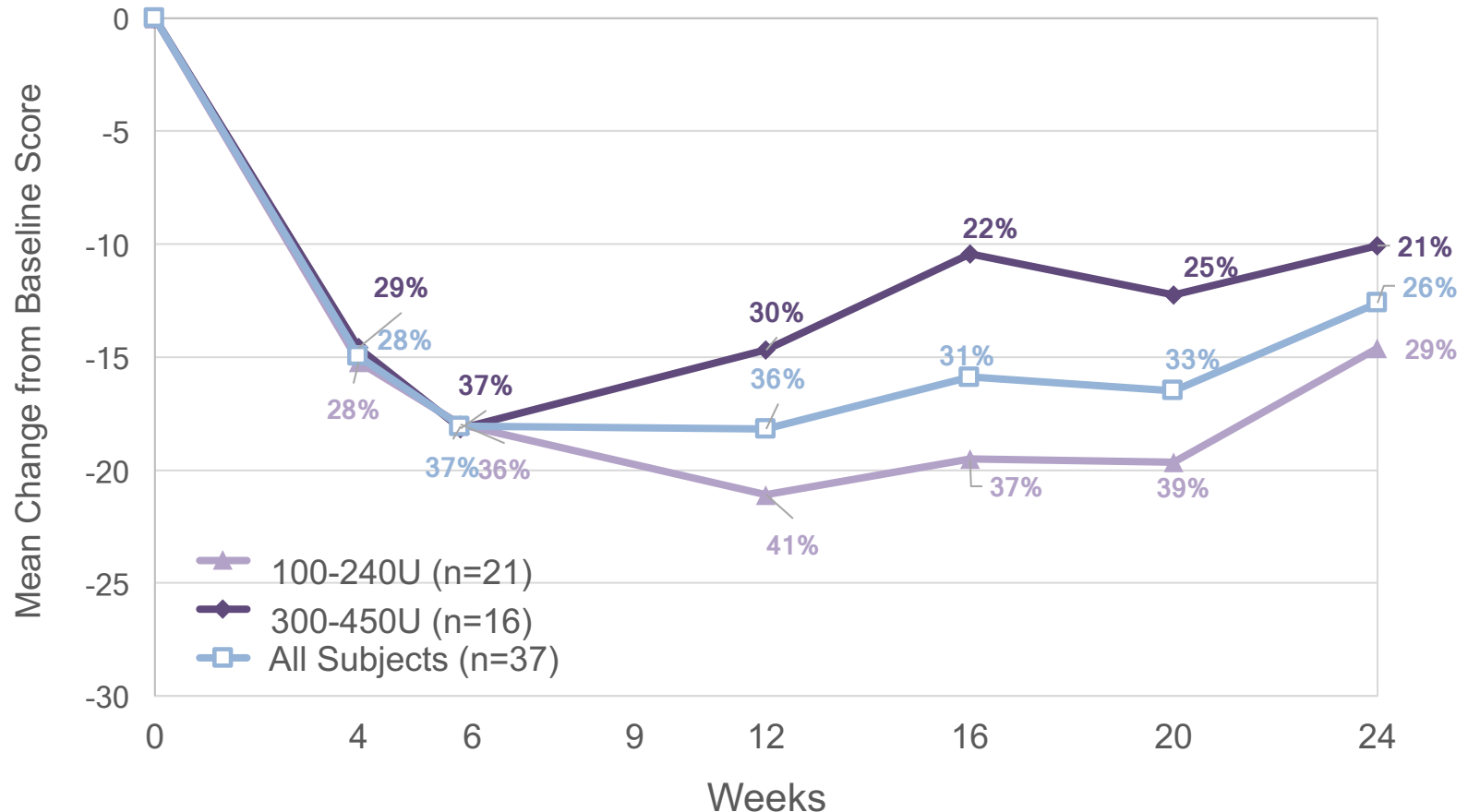
≥ 20% Reduction in TWSTRS-Total Score From Baseline

Greater than 2/3 of Subjects (68%) Experienced a Reduction of ≥ 20% from Baseline in TWSTRS-Total Score at Week 24



Quality of Life: Reduction in CDIP-58* Score Over Time By Dose Group

Clinically meaningful reduction of 37% in CDIP-58 Score observed at Week 6 for all subjects, with the majority of this benefit maintained through Week 24



* Cervical Dystonia Impact Profile-58 Quality of Life Measure

Efficacy Summary

- **Duration of Effect of > 24 Weeks:** Median duration of effect, defined as subjects maintaining $\geq 20\%$ of the Week 4 treatment benefit (Target TWSTRS Score), was > 24 Weeks for both dose groups (Group A: 100-240U and Group B: 300-450U).
- **Improvement in Cervical Dystonia Signs and Symptoms:** A clinically significant mean reduction from baseline in the TWSTRS-Total Score of 16.8 (or 38%) was observed at Week 4 across all subjects.
 - Therapeutic benefit peaked at Week 6 with 50% mean reduction from baseline, and was maintained at $\geq 30\%$ through Week 24.
 - Clinically meaningful reductions in TWSTRS-Severity, -Disability and -Pain Subscales were consistent and also observed at all time points.
 - 68% of subjects experienced a reduction of $\geq 20\%$ from baseline in TWSTRS-Total Score at Week 24.
- **Quality of Life:** Meaningful reduction in CDIP-58 score of 37% (mean reduction of 18.1) was observed at Week 6, the majority of which was maintained (26%, mean reduction of 12.6) through Week 24 across all subjects.

Safety Summary

- RT002 appeared to be generally safe and well tolerated across all cohorts and dose groups through Week 24, with no increase in treatment-emergent adverse events (TEAEs) upon dose escalation. All except one TEAE were mild or moderate in severity and no serious AEs were reported.
- Total of 22 treatment-related AEs in 13 of 37 subjects (35%) were reported and all resolved.
 - Reported in ≥ 2 cases included: dysphagia (14%), injection site erythema (8%), injection site bruising (5%), injection site pain (5%), muscle tightness (5%), and muscle weakness (5%).
- Treatment-related AEs of special interest had similar or lower incidence rates vs. prior BoNT-A studies.
 - Dysphagia: 14% (5/37; all mild); average duration 35 days.
 - Muscular weakness: 5% (2/37, 1 mild, 1 moderate), both local.
 - Neck pain: 3% (1/37; only severe TEAE reported), duration of 2 days.